


XO7050

Features

- Optional ED control function
- Compatible with TTL/HCMOS
- Compact size
- Dribbling packaging
- Environmentally friendly product

Application

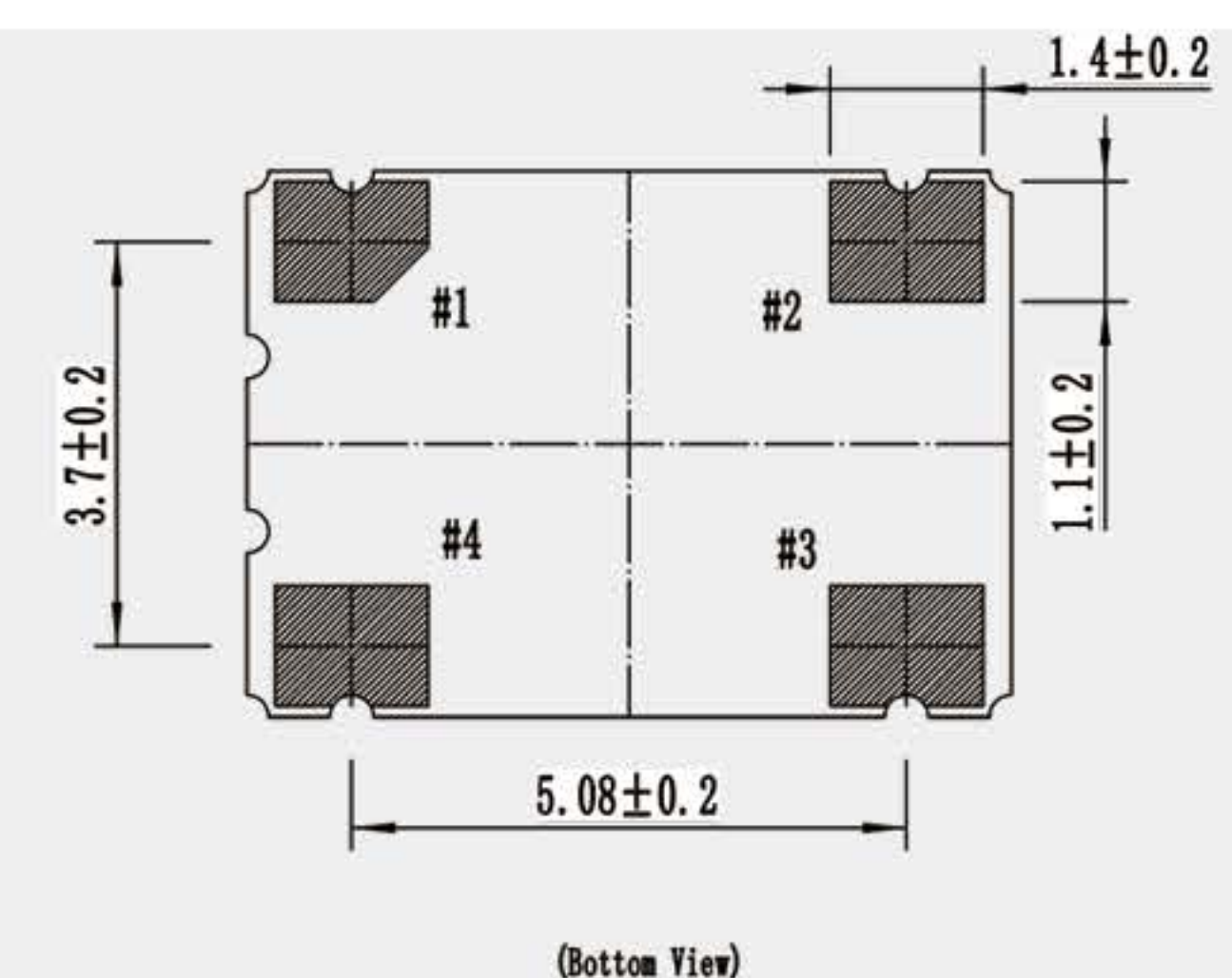
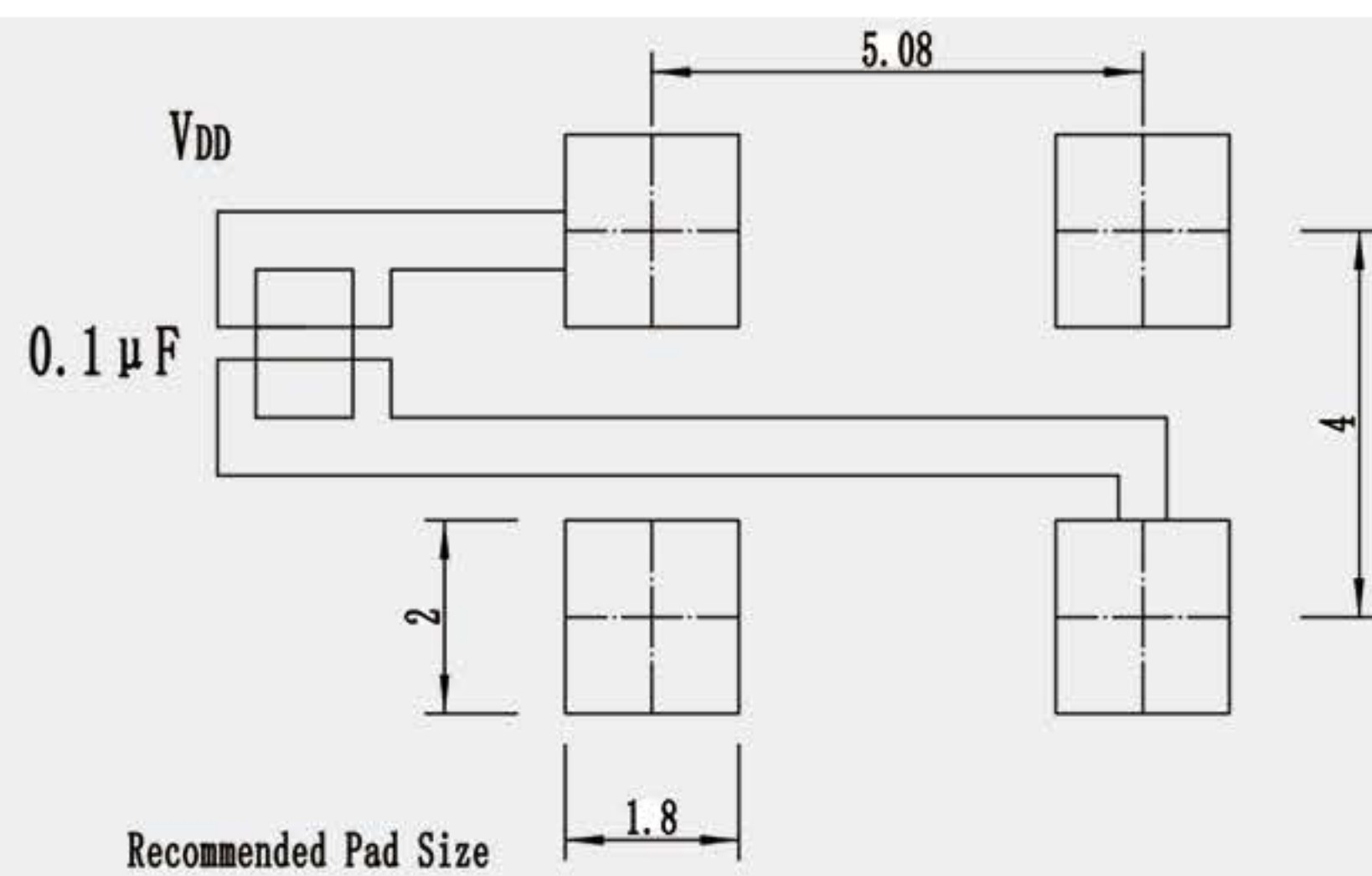
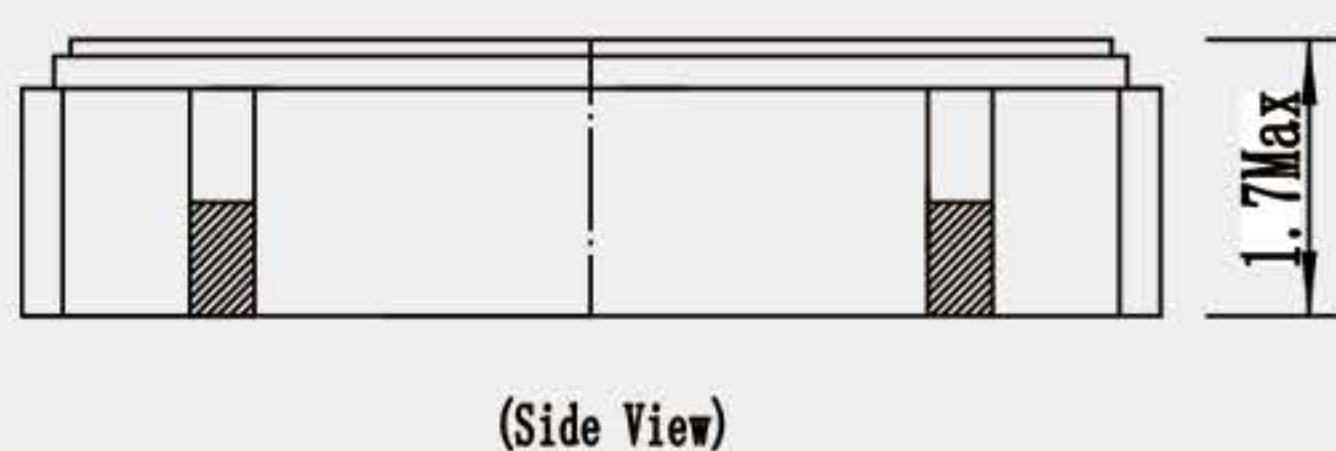
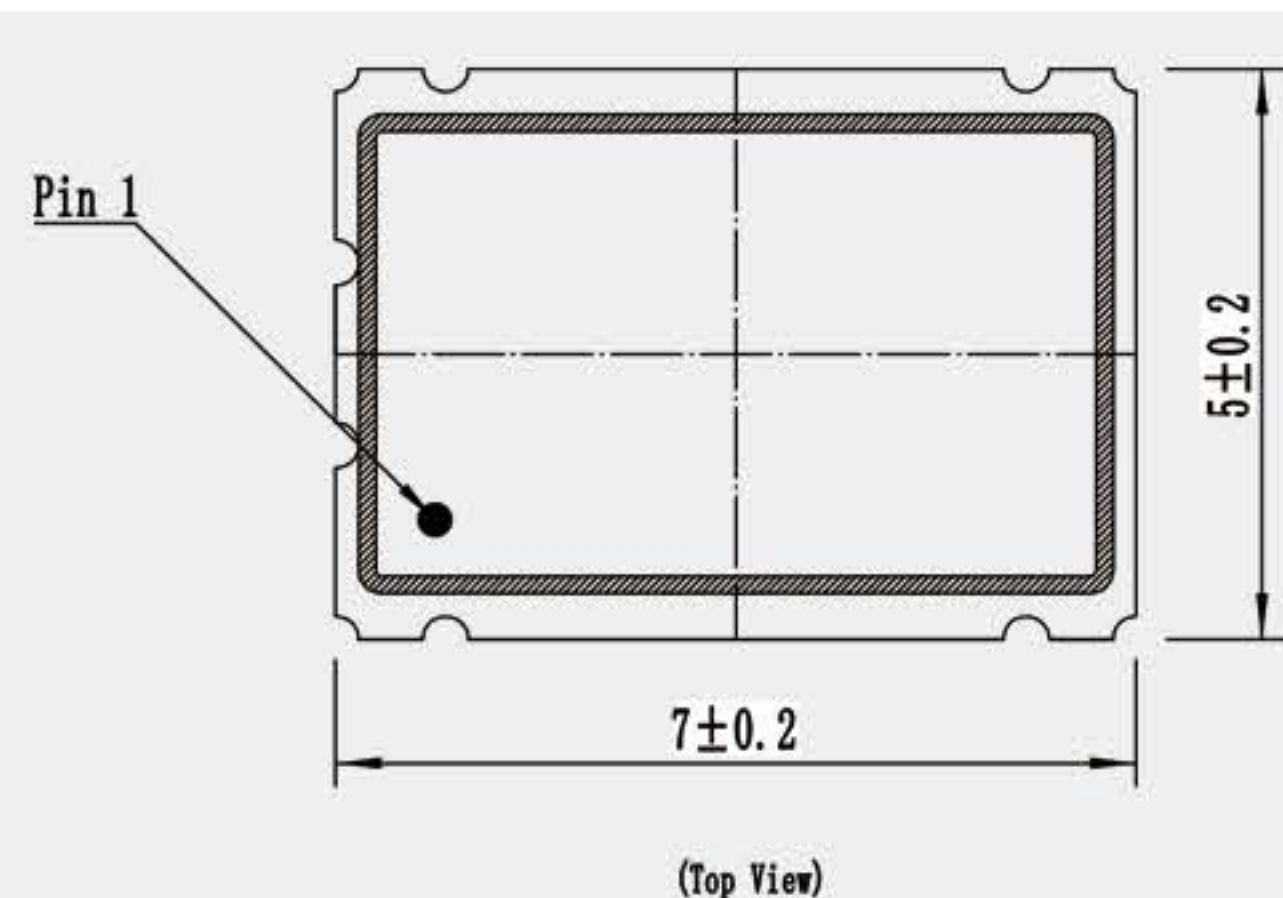
- Industrial control
- Communication network
- Automotive electronic
- Instruments and Apparatus
- Military equipment



Electrical Specification

Model	Condition	XO7050			
Frequency Range		32.768KHz~200.000MHz			
Frequency Tolerance	At 25°C	≤ ± 25 ppm			
Supply Voltage (V)	+/-10%	+5.0	+3.3	+2.5	+1.8
Supply Current (mA)	32.768KHz	-	2 Max	2 Max	1 Max
	1M ≤ F0 < 40M	25 Max	15 Max	10 Max	10 Max
	40M ≤ F0 < 70M	40 Max	20 Max	15 Max	15 Max
	70M ≤ F0 < 110M	50 Max	30 Max	20 Max	-
	110M ≤ F0 ≤ 200M	-	30 Max	-	-
Standby Consumption	E/D=GND	30 μ A Max			
Output Waveform		TTL & CMOS		CMOS	
Output Load		15pF & 50pF		15pF	
E/D Control Function		N:Fixed Frequency, No E/D Control			
Output Symmetry	1.4V or 1/2VDD	45%~55%			
Rise time/Fall time	32.768K ≤ F0 ≤ 1M	50nS Max.			
	1M ≤ F0 ≤ 200M	5nS Max.			
Jitter	12KHz~20MHz	1.0pS Max.			
Output Level	"0"	0.4V Max. or 10% Supply voltage			
	"1"	2.4V Min. or 90%Supply voltage			
Start-Up Time		<30mS (32.768K ≤ F0 < 1M); <10mS (1M ≤ F0 ≤ 125M)			
Frequency Aging	25° C ± 3° C	± 3 × 10 ⁻⁶ /Year Max.			
Storage Temperature		-55° C~+125° C			

Drawing



Pin	Function
#1	E/D Dangling
#2	Ground
#3	Output
#4	Power

E/D Function	
#1	#3
High Level (70%VDD Min.) Or Open Circuit	Start Up
Low Level (30%VDD Max.) Or Ground	High Resistivity State